



Road Safety

&

Forgiving Roadsides

Damien McCormack
NRA Regional Road Safety Engineer

dmccormack@cavancoco.ie



Items for discussion

- **Collision Prevention Programme** (*CPP*)
- **HD 19** (*Road Safety Audits*)
- **Forgiving Roadsides**

Collision Prevention Programme

What is it?

“A Garda Síochána / Local Authority partnership initiative to identify traffic collision prone locations and to take preventative remedial action”

Collision Prevention Programme

Who attends meetings?

- **An Garda Síochána**

- District Officer, CPP Officer, Traffic Sergeant, Local Gardaí

- **Local Authority**

- Road Design & Area Engineers, Road Safety Officer

- **NRA Road Safety Engineer** (If required)

Collision Prevention Programme

What's discussed?

- Collision analysis for previous period
- Garda Hotspots - Collision Prone Locations
- LA 16 Forms
- Local traffic count / speed data
- Upcoming initiatives (Garda & LA)
- HD 15 sites – enforcement issues
- AOB – Go Safe Zones, road closures, major roadworks...etc...

Collision Prevention Programme

What are the outcomes?

- Reduction in accidents – Safer roads
- Increased Garda involvement in road safety
- Increased cooperation between LA's & An Garda Síochána
- Knowledge sharing
- Potential HD 15 sites

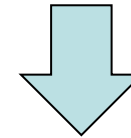
Safer Journeys

Collision Prevention Programme

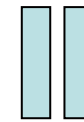
To finish...

CPP

Identification of CPL's



Preventative Remedial Action



Reduction in Road Accidents



Items for discussion

- **Collision Prevention Programme (CPP)**

- **HD 19** (*Road Safety Audits*)

- **Forgiving Roadsides**

HD 19 – Road Safety Audit

Changes / Amendments

- **Scheme Type Definition**

- Major, Minor, Maintenance
- Major & Minor Signing
- Lining

- **Exception Reports**

- **Audit Completion**

Road Safety
Management

Road Safety
Audit/Inspection

Safe Road
Infrastructure
Design

HD 19 – Road Safety Audit

Major Road Scheme

A scheme which is on or which joins a motorway or a divided all-purpose road, designed in accordance with the NRA DMRB



HD 19 – Road Safety Audit

Minor Road Scheme

A scheme designed in accordance with the NRA DMRB other than a Major Road Scheme



HD 19 – Road Safety Audit

Maintenance Road Scheme

A scheme involving pavement overlay or inlay works which regulate the camber of the existing road, or edge strengthening of an existing road.



HD 19 – Road Safety Audit

Major & Minor Signing Scheme

Major Signing Scheme

A signing scheme where the sign supports are designed in accordance with BD 51, or the overall area of the sign board is greater than 10m².



Minor Signing Scheme

All other signing schemes, except those approved through the NRA Traffic Signs and Road Marking Approvals Procedure.

HD 19 – Road Safety Audit

Lining Scheme

A road marking scheme which results in a change to existing road markings, except one approved through the NRA

Traffic Signs and Road Marking Approvals Procedure



HD 19 – Road Safety Audit

Road Safety Audit Stages & Type of Scheme

Type and Complexity of Scheme	Stage						Audit Team Req ¹
	F	1	2	1/2	3	4	
Major Road Scheme.	X	X	X	-	X	X	
Minor Road Scheme.	X	X	X	(X)	X		
Maintenance Scheme.	-	-	-	-	X	-	*
Major Signing Scheme.	-	-	-	X	X	-	
Minor Signing Scheme.	-	-	-	-	X	-	*
Lining Scheme.	-	-	-	X	X	-	

HD 19 – Road Safety Audit

Exception Reports

- Must be filled out when agreement is not reached
- Must be sent to the Director of the overseeing organisation for decision
- For National Roads the overseeing organisation is the NRA
- Decision is final

National Roads Authority
Design Manual for Roads and Bridge

Volume 5 Section 2
Part 2 NRA HD 19/14

APPENDIX C:

EXCEPTION REPORT DECISION FORM

Road Safety Audit Exception Report Decision Form

Scheme: _____ Route No. _____

(If NRA scheme) NRA Project Ref No.: _____

Audit Stage: _____ Date Audit Completed: _____

Exception Report Item	Paragraph No. in Road Safety Audit Report	Decision by Director (Accept / Reject Exception Report)

Signed: _____ Director of Overseeing Organisation Date _____

HD 19 – Road Safety Audit

Audit Completion

- **Audit Stage is complete when the feedback form has been accepted and signed by the designer, the audit team leader & the employer**



- **The scheme cannot get approval for latter stage audits until this process is carried out and in the case of Stage 3 Audits the road cannot be open to traffic until it is completed**

Items for discussion

- **Collision Prevention Programme** (*CPP*)
- **HD 19** (*Road Safety Audits*)
- **Forgiving Roadsides**

Forgiving Roadsides

Background



**A Guidance Document
for the Implementation of the
CEDR Forging Roadsides report**



2016

Action 55 of the current Road Safety Strategy is to “Develop Guidelines for Forging Roadsides”

**Now available to download at
<http://www.nra.ie/safety>**



Forgiving Roadsides

What's it all about?




Forgiving Roadsides

What's it all about?



Forgiving Roadsides

Eliminate / Relocate / Protect Hazards



Forgiving Roadsides

Best Practice

Treatment Solutions:

- Removal / Relocation
- Redesign / Modification
- Protection



Provision of a “Clear Zone” is generally the most appropriate type of treatment

Forgiving Roadsides

TD 19 – Safety Barrier

Side slopes steeper than 1:5 are not recommended in the Clear Zone

They should be kept as shallow as possible to avoid vehicle rollover

Finally..



- **Collision Prevention Programme (CPP)**
 - **HD 19 (Road Safety Audits)**
 - **Forgiving Roadsides**



Thank you for your attention

Damien McCormack
NRA Regional Road Safety Engineer

dmccormack@cavancoco.ie

